


1. Log in and hit "My Usage"



- Quick Links**
- I want to...
- Play My Bill
 - View Service Requests
 - View Billing History
 - View Usage
 - Report An Outage
 - Get Help
- Co-op News
- Rebates
 - Play As You Go
 - Facebook
 - Twitter

View and Manage My Usage

We've improved your usage management tools!



Key Features

- Analyze and understand** usage trends to find ways to cut back.
- Create and track a **monthly budget** to avoid unexpected high utility bills.
- Set a point or range in time to **compare differences** in usage.
- And much more.

Check out all the great *My Usage* features! [Start Now »](#)

Communication / Alerts

LED Light Bulb Rebates

Buying new light bulbs for your home? Purchase LED light bulbs, and get a rebate from us! More info at www.pvrea.coop/rebates.

Lineman Appreciation Day

Thanks to all our linemen who work hard to keep the lights on. Thank a lineman on National Lineman Appreciation Day on April 18.

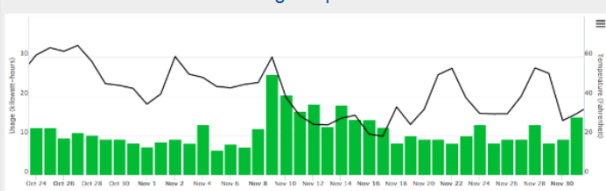
2. Choose the "Usage Explorer" tool

My Usage

This My Usage section provides several tools for you to analyze your past and current usage, as well as plan and conserve in the future. Compare your use and costs, set markers to monitor changes in your usage over periods of time, and get energy saving tips. Click the tabs below to learn more about these tools.

[Analyze Your Usage](#) | [Plan and Save](#)

Usage Explorer

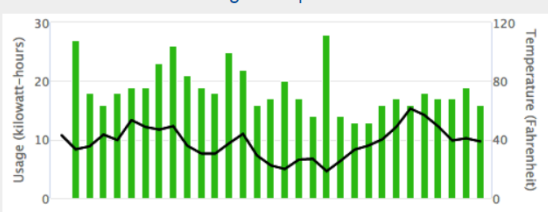


Usage Explorer gives you a detailed look at your past and current usage, all in one place.

View your usage and weather trends by month, or if available by day or hour.

[Use the Usage Explorer tool](#)

Usage Comparison

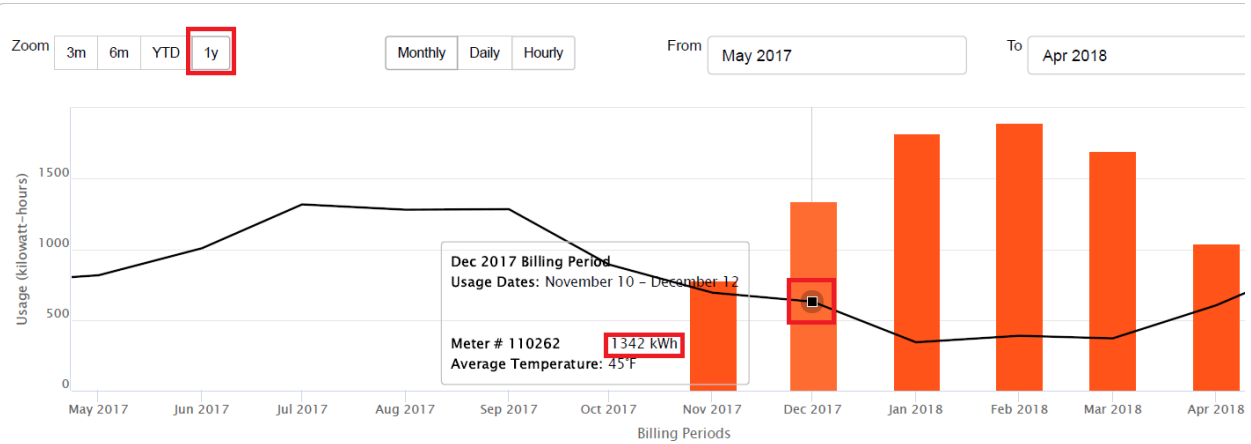


Usage Comparison lets you compare two bills worth of usage history side by side.

View the differences between this month last year, or other combinations to see how your bill varies each month.

[Use the Usage Comparison tool](#)

- In the "Usage Explorer", choose 1y (one year) as date range to gather 12 months electric usage. Hover over each month to see kWh number and write them down. *Please note: your usage graph will look a little different than the screenshot below as this is for a solar customer.*



- Email the kWh numbers for 1 year back to me and I will create a custom design for your home!